


BALCOMBE GARDENERS' ASSOCIATION



Year Book 2024

Cover picture by Henrietta Donovan

DIARY OF EVENTS IN 2024

FRIDAY 1 MARCH - ANNUAL GENERAL MEETING

Parish Room at 8.00 pm

SATURDAY 23 MARCH - SPRING SHOW

For details see page 4

Victory Hall 2.30 – 4.00 pm

SEED EXCHANGE TABLES AROUND THE VILLAGE

SUNDAY 24 – TUESDAY 26 MARCH

SATURDAY 18 MAY

COFFEE MORNING AND PLANT SALE

Parish Room 10 – 11.30 am

SATURDAY 7 SEPTEMBER - AUTUMN SHOW

For details see page 11

Victory Hall 2.30 – 4.00 pm

SUNDAY 8 SEPTEMBER

PRODUCE STALL

VICTORY HALL CAR PARK

11.00 am – 12 noon

APPLE PRESSING

22 September at the Recreation Ground



NGS GARDEN OPENINGS

Stumlet & Winterfield, Oldlands Avenue, and

46 West Up are open on Wednesday 22 May,

Saturday 22 & Sunday 23 June

Forest Ridge Saturday 18 & Sunday 19 May

Dear Gardeners, Armchair Gardeners and Aspiring Gardeners

2023 got off to an exciting start with our terrific coup in successfully hosting BBC Radio 4's Gardeners' Question Time. Rob McIntyre initiated our application back in 2019 so the process only took 4 years!! The Victory Hall was packed with keen gardeners and we were treated to a highly entertaining and erudite panel of Juliet Sargeant, Matthew Pottage, and Christine Walkden, who had us in stitches with her inexhaustive knowledge of absolutely everything horticultural...notably parsnips! With the warm, amusing and wonderfully slick presenter Kathy Clugston, it was certainly an event to remember fondly!

This spring we enjoyed a magnificent display of daffodils and narcissi on our Haywards Heath Road verges. It had been an arduous task digging into the rough, stony soil, but the Committee and Guerrilla Gardeners succeeded in planting 1200 bulbs. We are planning more in 2024.

Spring was late, so our March Spring Show was resplendent with daffodils and narcissi but less camellias and tulips. It was still a spectacular show and very well supported. We are always so grateful to those who grow, cut, dig up or bake to make our Shows such a success each year.

Due to the harsh winter, we moved our AGM to April to avoid our members having to venture out on a cold January evening. We were delighted to recruit some new members and welcomed Sammy Mackrill and Elena Dearden to our Committee.

Storm Betty made her mark in July by dramatically cancelling our Village Fete, the upside being that we held our first ever tandem Village Fete and Autumn Show in early September on the Rec and Victory Hall respectively...on one of the hottest days of the year! The Village really came together, and both were a huge success, although many of our committee were running around like headless chickens between the two to keep the plates spinning!

In addition to thanking my wonderful committee I would also add thanks to Rob McIntyre and his team of Guerrilla Gardeners, we are so grateful for all they do, and to those village clubs and associations who sponsor our pretty village planters. Balcombe at its best.

Here's to a flourishing 2024.

Prudence Harding, Chair

SEED CATALOGUES

You may have received a copy of the Dobies catalogue. BGA members are entitled to a remarkable 50% discount off packet seeds and 15% off all other non-seed live products. You will be issued with a catalogue and order form which you return direct with your payment to Dobies with your unique code for the Balcombe discount. Your seeds etc will be sent direct to you. Do remember to pay for P&P, details on the form. If you would like a catalogue, please call Rosemary Robertson on 01444 811800

GUERRILLA GARDENERS

We are a group of volunteers who try to make our village beautiful by maintaining and improving the station gardens. This involves light weeding, minor pruning, and plant care, although no specific plant knowledge is required. We also plant up the village planters with seasonal plants twice a year and help out at the school and the churchyard. In the process we have a lot of fun, with many discussions and banter! There is no obligation to attend sessions on a regular basis. This year we have timetabled our activities (on Saturdays) so if you fancy joining us do diarise the dates below and we will be very, very pleased to see you. Many hands make light work! To find out more please contact Rob on 07970165991 or rob.beechcroft@gmail.com

TIMETABLE

March 16th (leaf clearing at station)

April 20th

May 11th

May 18th

June 8th

July 6th

August 10th

September 14th

October 19th

November 9th

BALCOMBE SPRING SHOW

Saturday 23 March 2024

in the

VICTORY HALL

Admission: Adults £1, Children free Open 2.30 – 4.00 pm

Show entries to be emailed by Wednesday 20 March to

bgacontact@btinternet.com

Or call 01444 811337

REGULATIONS

- All entry forms to be sent to the Show Secretary no later than Wednesday 20 March: late entries accepted at the sole discretion of the Show Secretary
- All classes are open to members of the Balcombe Women's Institute, Gardeners' Association and Flower Club, residents of Balcombe and children attending Balcombe Primary School
- There will not be a class entry fee for exhibitors
- Exhibits to be arranged between **9 am and 10.45 am** with all exhibitors vacating the Victory Hall by 10.45 am sharp
- Judges' decisions will be final
- Exhibits must be cleared after the presentation of Cups
- All Horticultural Exhibits must have been grown by the person in whose name they are entered and must come from their own garden or allotment - except for Class 15 and Class 30 for which flowers may be purchased. All Cookery Exhibits must be the work of the Exhibitor
- The David Tewson Memorial Cup will be presented to the Exhibitor gaining the most points in the horticultural classes (1 – 29). The Denman Plate for most points in the domestic classes (31 – 42). The Mollie Nicholson Junior Challenge Cup for the best exhibit in the children's classes. Diploma for the best exhibit in the flower classes. Cash prizes awarded in the children's classes and in class 19. Class 31 awarded £10 Half Moon Pub Voucher
- All Flower Classes (1 – 13) must have flowers of one variety and the Association supplies regulation vases
- Root crops to be washed and tops trimmed to about 3 inches

CURRENT HOLDERS

David Tewson Memorial Cup:

The Denman Plate:

Mollie Nicholson Junior Challenge Cup:

Diploma for the Best Exhibit in the Flower Classes:

Competition Cake

Della Murton

Rosie Wiltshire

Max Donovan

Alison Stevenson

Hilary Waller

SCHEDULE

FLOWERS

1. Five Daffodils (Trumpet as long as or longer than petals)
2. Five Daffodils (Trumpet shorter than petals but more than a third of their length)
3. Five Miniature Daffodils
4. Five Narcissi with small cup
5. Five Double Narcissi
6. Five stems of multi-headed Narcissi
7. Five stems of miniature multi-headed Narcissi / Daffodil
8. Five sprigs of Heather (Erica)
9. Five Tulips
10. Five stems of any other bulb
11. Five stems Polyanthus
12. Vase of stems from one Outdoor Flowering Shrub or Tree (max 5 stems)
13. Vase Flowers not mentioned before (not bulbs, max 5 stems, can be mixed)
14. Miniature arrangement of flowers (not to exceed 6")

POT PLANTS

15. Planted container - pot not to exceed 12" diameter/length
16. One pot Primroses, any colour. Pot not to exceed 10" diameter
17. One pot Daffodils or Narcissi. Pot not to exceed 10" diameter
18. Forget-me-not, in flower, growing in pot which does not exceed 10" diameter
19. Indoor Pot Plant grown by Senior Citizen - CHAIRMAN'S PRIZE
20. Any Fern in a Pot. Pot not to exceed 10" diameter
21. One Pot Plant in Flower (Please name if known)
22. One House Plant - foliage (Please name if known)
23. One Pot Polyanthus. Pot not to exceed 10" diameter

All Pot Plants must have been over-wintered by Exhibitor except Class 15

VEGETABLES

24. Three Parsnips
25. Three Leeks
26. Three sticks Rhubarb
27. Nine shoots Sprouting Broccoli
28. Two Spring Cabbage
29. Two heads Winter Cauliflower

ART EXHIBITION

30. A Spring wreath

COOKERY AND PRESERVES

31. Competition Cake – Rhubarb Crumble cake (see recipe p17) winning a £10 Half Moon Pub Voucher
32. Showstopper – Celebration Easter Cake
33. 4 Hot Cross buns
34. A small bowl of tomato salsa
35. 5 cheese straws
36. A small bowl of tapenade
37. A small bowl of chocolate mousse
38. One jar lemon curd
39. One jar jam 8 to 12oz
40. One jar chutney 5 to 12oz
41. One jar marmalade 8 to 12 oz
42. A bottle of home-made wine or cider

CHILDREN'S CLASSES

Age to be stated on entry forms and related to the date of the show. Children's exhibits must be all their own work. No names to be visible.

43. Under 5s – Hand prints on A4
44. 5-7 years – Edible bird's nest with eggs
45. 5-7 years – Sock puppet of an Easter bunny
46. 8-11 years – Edible bird's nest with eggs
47. 8-11 years – Sock puppet of an Easter bunny

SEED EXCHANGE

A table will be available within the Victory Hall for you to bring along your leftover seeds and swap them for whatever takes your fancy. Why not collect your own seeds to pass on to others. If so please label them clearly and put them into packets, envelopes or freezer bags.

After the Spring Show any leftover seeds will be placed on tables around the village from Sunday 24 March until Tuesday 26 March so anyone will be able to access the Seed Exchange. Tables will be situated outside Gleddoch in Stockcroft Road, Highfield in Deanland Road and Stumlet in Oldlands Avenue.

SPRING SHOW ENTRY FORM

I would like to compete in the following classes, and declare that I will comply with, and submit to, the regulations which appear in the schedule

1	2	3	4	5	6	7	8	9	10	
11	12	13	14	15	16	17	18	19	20	
21	22	23	24	25	26	27	28	29	30	
31	32	33	34	35	36	37	38	39	40	
41	42	43	44	45	46	47				
	ALL MEDIA PERMISSION*						Yes	No		

Mark this form under each Class in which you intend to show. Exhibits will be sold in aid of show expenses unless you mark your entry with an 'R'.

* During our events we sometimes take photos for promotional purposes and may publish your name and possibly a photo in press releases and on the village Facebook page. **PLEASE CIRCLE YES OR NO TO INDICATE YOUR PREFERENCE.** For children under 16 years of age please can the parent/carer sign and annotate as such.

Email this form by Wednesday 20 March to:
bgacontact@btinternet.com or call 811337

Association Member Y/N

NAME.....TEL NO.....

ADDRESS.....


Surplus produce will be welcome for sale at the produce table

Showing Your Produce

Most of the following is abridged from the RHS book entitled The Horticultural Show Handbook available to borrow if you wish from the association, for a returnable deposit, or to buy from the RHS website.

Generally

Size counts - But only if quality is also present. It is better to produce a good quality average sized specimen rather than a poor quality large one.



Condition counts - Unblemished and at peak of freshness. Vegetables should be tender rather than overgrown. Flowers at their peak. Fruit should usually be ripe.

Colour counts – True to cultivar and the same for exhibits of more than one specimen.


Uniformity counts - exhibits of more than one specimen should be of similar size. It is better to have 3 similar small specimens than one large and 2 medium...

If you are a Novice this is probably the best advice; whatever you enter, try and get them to match in terms of size, colour and condition.

Fruits

Natural Bloom should be left. Don't polish them. Apples, Pears and Gooseberries may be shown unripe but otherwise fruit should preferably be ripe. (Although unripe specimens may actually be entered as long as the schedule doesn't state that the exhibit should be ripe, but ripe fruit will be judged preferentially.)

Apples – Should be shown eye upwards. (I am told this is where the blossom was so is, in fact, the top). Stage with one apple in the centre and the others arranged around it. Dessert apples should generally not exceed 75mm although obviously there are exceptionally large cultivars, judges should know and judge accordingly.



Soft Fruit - All fruits, other than apples, should be slightly above the average size for the cultivar but not too big. Again, condition counts. If the condition of 2 exhibits is the same the larger would usually win. Raspberries, Strawberries, Plums leave the stalks on. Note we only have a class for raspberries.

Vegetables

So many variants so here are a few;

Beans (French and Runner) – Straight, fresh, stalks left on. The longer the better if runners. No outward signs of seeds.



Beetroot - Tap root intact and if they are globe type then they should be sized at about 60 to 70mm diameter. Trim foliage to approximately 75mm.

Cabbages and Cauliflowers – Solid heads, solid hearts depending on variety, leave 75mm of stalk. Trim back leaves to expose cauliflower curds, like an acorn in its cup.

Carrots – Fresh roots of colour and shape according to cultivar, with a decided stump root and an intact tap root. The tops should not have discoloured (gone green). The foliage should be trimmed to about 75mm from the top, i.e. leave 75mm of greenery.



Courgettes – Approximately 150 mm in length approx. 25 – 35 mm in diameter, or 75mm diameter if round. Stage flat with or without flowers attached.

Leeks – Uniform in length and with uniform blanch not bulbous at the base. Clean leeks being careful not to wash the mud between the leaves. Tease out well cleaned roots. Lie flat unless in collection where they should be mounted on a backboard and binding in the leaves to an appropriate length.

Onions – Large (unless pickling in which case less than 30mm diameter), firm, thin-necked, unblemished. They may be skinned to remove the dry, damaged outer layers but don't over skin them - always a tricky balance. Leave about an inch of stalk and fold over and tie with raffia (Handcross Hardware has a stock). **Trim roots back to basal plate. Dry them** out a bit before exhibiting. Onions are often staged on rings (e.g. cardboard)



Parsnips – Straight roots of a good length, evenly tapered and well developed. Wash thoroughly. Trim foliage as carrots.

Potatoes – Are either white or other than white. A seemingly white potato with red eyes is in fact coloured. Select medium-sized specimens for the cultivar, generally 175g to 225g. Avoid specimens with deep set eyes. Avoid any with blemishes, carefully wash specimens.

Rhubarb – Stalks should be fresh, straight, long and tender with well-developed colouring (red bottom). Leaf blades should be trimmed back to about 75mm or if your rhubarb is entering a “forced” class then leaves should be undeveloped and not trimmed. Trim of bud scales at base.

Shallots – There are 2 types Pickling, which should not exceed 30mm in diameter, and Exhibition, which both should be firm and of good form with a thin neck. Stage as individual bulbs, not clusters, and bed on a plate of sand.

Tomatoes (cherry) – Size not to exceed 35mm diameter. Fresh, ripe, well-coloured. Although one of our judges said it was better to have a good bunch not quite ripe than a poor bunch of better ripeness....



Winter Squash – cultivars include Acorn, Buttercup, Butternut, Crown Prince, Hubbard’s, Kabocha, Onion Squash, Sweet Dumpling, Turk’s Turban and Vegetable Spaghetti.

Flowers

Presentation is important and all flowers have to be in an Association Vase (provided), except miniature arrangements.

For the less technical amongst us there should be no nicks, notches or tears on the petals etc., stems should be straight. Blooms should be fresh and of consistent size for each exhibit. Don’t enter two varieties in the same vase unless it says vase of mixed flowers. Make sure you put the right number in the vase if stated or you will be disqualified, nothing worse than losing just because you have one too many stems in the vase. Cut stems as long as possible as you can always trim on the day. None of us are real experts, and we spend a good deal of time trying to work out how long our petals are, so don’t be afraid to enter.



Daffodils (Narcissi) – much debate has been had amongst us as to what is the difference between Daffodils and Narcissi, the answer is nothing. Daffodil is the common name, Narcissus the Latin. Flowers are carried near to right angles to stem.

Dahlias – There are 13 classifications of Dahlia in the UK: Generally, blooms should be uniform and symmetrical. Colour should be consistent or evenly shaded. Blooms should be poised at an angle of not less than 45 degrees to the stem. Stems straight and proportionate to the size of the blooms. Try www.dahliaworld.co.uk or www.dahlia-nds.co.uk where you can find photographs depicting the classifications.



AUTUMN SHOW

Saturday 7 September 2024

in the

VICTORY HALL

Admission: Adults £1, Children free Open 2.30 – 4.00 pm

**Show entries to the Show Secretary by Wednesday 4 September
by email to bgacontact@btinternet.com or call 01444 811337**

REGULATIONS

- All entry forms to be sent to the Show Secretary no later than Wednesday 4 September: late entries accepted at the sole discretion of the Show Secretary
- Trays or Collections of vegetables (with the exception of classes 2 and 21) should be made up from the list of vegetable collections on page 12
- Exhibits arranged between **8.30 am and 10.45 am** with exhibitors vacated by 10.45 am sharp. Exhibits may be cleared after the presentation of awards
- All Horticultural Exhibits must have been grown by the person in whose name they are entered, and must come from their own garden or allotment. Classes 44 – 73 are restricted to Members of the Association living in the Balcombe Parish
- Exhibits must be cleared after the presentation of Cups
- Judges' decisions will be final
- If there are less than 5 entries in any one class, the judges shall decide which offered prizes are to be awarded
- Prizes are awarded for the highest aggregate number of points. These points will be allotted as follows: -

Tray or Collection of Vegetables

1st - 6 points, 2nd - 5 points, 3rd - 4 points

Classes which contain two or more Vases of Flowers

1st – 4 points, 2nd - 3 points, 3rd - 2 points

All other Classes:

1st - 3 points, 2nd - 2 points, 3rd - 1 point

- Please note that entry to all classes is free
- Flower Vases are supplied for all classes requiring their use
- Root crops to be washed and tops trimmed to about 3 inches
- Prize Money

Classes 1, 2, 44, 64: 1st £1.50, 2nd £1, 3rd 50p

Other classes (Except 52, 91 & 92): 1st 50p, 2nd 30p, 3rd 20p

Autumn Competition Cake (Balcombe Bake Off) – £10 Half Moon Pub Voucher

Woolgar Perpetual Challenge - £10 Garden Centre token

For members who are considering entering collections of vegetables in the Autumn Show the following table of points awarded may be of use. Please note the number of specimens must comply with this listing.

No.		Pts	No.		Pts
9	Beans, broad, French	15	2	Lettuce, loose-leaf (heads)	12
9	Beans, runner	18	2	Marrows	15
4	Beetroot, cylindrical, globe	15	5	Onions <= 250g	15
15	Brussel sprouts	15	3	Onions, large exhibition	20
2	Cabbages	15	3	Parsnips	20
3	Carrots, long pointed	20	9	Peas, pods	20
3	Carrots, stump rooted	18	3	Peppers, sweet	15
2	Cauliflower	20	5	Potatoes	20
2	Celery	20	3	Squash, summer	12
3	Courgettes	12	3	Sweet Corn	18
2	Cucumbers	18	3	Tomatoes large >= 75mm	15
3	Leeks	20	9	Tomatoes medium c.60mm	18
2	Lettuce, butterhead, cos	15	15	Tomatoes small <= 35mm	12

Exhibitors showing for the first time and requiring advice on staging etc. please contact a member of the Committee, who will be pleased to help.

CUPS/AWARDS AND CURRENT HOLDERS

The "High Coombe" Perpetual Challenge Cup- Most points in OPEN CLASSES (Flowers)	Della Murton
The "Eric Knapp" Perpetual Challenge Cup - Most points in OPEN CLASSES (Vegetables)	Mike Stevenson
"John Parris" Memorial Cup Most points in Chrysanthemum OPEN CLASSES	Mark Burke
The "Stone Hall" Perpetual Challenge Cup – Most points Balcombe Parish Members Classes (Flowers)	Della Murton
The "Winifred W. Tait" Perpetual Challenge Cup Most points Balcombe Parish Members Classes (Vegetables)	Mike Stevenson
The "Woolgar" Perpetual Challenge Winner Most points in the NOVICE CLASSES	Mark Burke
The "Dr Hopkinson" Challenge Cup - Presented by Balcombe Royal British Legion to the Balcombe Parishioner gaining most points	Mike Stevenson
The "Hamilton" Perpetual Challenge Cup- To the lady with most points in the Show	Della Murton
The "Albert Botting" Perpetual Challenge Cup – For the best and largest specimen Onion (Balcombe Members only)	Mike Stevenson
The "Doris Cartmel" Cup For the best exhibit in the CHILDREN'S CLASSES	Felicity McLarin
The Richard Garman Cup - For the Balcombe School child exhibiting the largest sunflower	Hugo Hall
The Mick Cole Memorial Cup Awarded to the winner of Class 6 at the Autumn Show	Mike Stevenson
Dorothy Siddaway Memorial cup and The Worshipful Company of Gardeners – Flowers Not flower or vegetable collections. Vegetables	Alison Stevenson Sarah Burke
Noel Tewson Cup Winner Most points in the domestic classes	Rosie Wiltshire
Balcombe Bake Off Competition Cake Winner	Mark Burke
Margaret Hughes Cup Most productive allotment (Previous winner not eligible)	Trudy Hurdman and Neil Turner
Special RHS Recognition Award Certificate	Rob McIntyre

OPEN CLASSES (See guidance notes Pages 8 - 10)

1. Tray of Vegetables (4 kinds – Ref. p11/12) not to exceed 2 ft sq.
2. Collection of 4 kinds of young and succulent Vegetables (at least 3 of each kind in Dish or Box (not to exceed 12" x 16"))
3. Two Cabbages (summer, not pickling)
4. Six French Beans
5. Three Leeks
6. Four Carrots
7. Five onions each less than or equal to 250g in weight
8. Five onions each greater than 250g in weight.
9. Nine runner Beans
10. Four Beetroot
11. Five Potatoes, White, of one variety
12. Five Potatoes, Coloured, of one variety
13. Eight Shallots (Show)
14. Eight Shallots (Pickling) not to exceed 30 mm diameter
15. Six Tomatoes, round, of one variety
16. Nine cherry Tomatoes
17. Truss of Cherry Tomatoes
18. Two Cucumbers grown outside
19. Two Cucumbers grown in a greenhouse
20. Three Sweet Peppers (Capsicum)
21. Collection of Salads (4 kinds as grown, at least 2 of each kind)
22. Four Courgettes
23. Two Cobs of Sweet Corn
24. Two Aubergines
25. Jar of Mixed herbs as grown (not dried)
26. Five Cooking Apples (one variety)
27. Five Dessert Apples (one variety)
28. Six autumn fruiting raspberries (calyx attached)
29. Specimen Rose
30. One Rose - to be judged for fragrance
31. Vase of Chrysanthemums (3 blooms, one variety)
32. Vase Spray Chrysanthemums (3 stems)
33. Two Vases of Flowers (2 distinct varieties, not Dahlias or Chrysanthemums, 5 stems to a vase)
34. Vase of 'Single' Dahlias, 3 blooms
35. Vase of Dahlias - water lily, 3 blooms
36. Vase of Dahlias - Decorative 3 blooms not exceeding 8 inches diameter
37. Vase of Dahlias, Cactus or semi-cactus (3 blooms)

OPEN CLASSES (Continued)

38. Vase of Pom Dahlias (5 blooms)
39. Vase of Dahlias, miniature ball or miniature decorative, 3 blooms
40. Vase of Mixed Flowers from open border, not to exceed 18" in diameter; to be judged for all-round effect (Association's vase)
41. Miniature Arrangement of Flowers (max 6" overall)
42. Pot Plant, Flowering (pot not to exceed 8" diameter)
43. Pot Plant, Foliage (pot not to exceed 8" diameter)

BALCOMBE GARDENERS' ASSOCIATION MEMBERS RESIDING IN BALCOMBE ONLY

44. Collection of Vegetables (4 kinds – Ref. p12) exhibit not to exceed 2ft.square
45. Two summer cabbages, one variety (not pickling)
46. Four Carrots
47. Two lettuce, one variety
48. Six Runner Beans
49. Three Beetroot
50. Five onions each less than or equal to 250g in weight
51. Five onions each greater than 250g in weight.
52. Competition for the largest specimen Onion for the Albert Botting Perpetual Challenge Cup
53. Five Potatoes, white of one variety
54. Five Potatoes, coloured of one variety
55. Pair of Table Marrows
56. Eight Shallots (show)
57. Winter Squash – Ref. p 10
58. Six Peppers, hot (chilli)
59. Pot Geranium (pot not to exceed 10" diameter)
60. Vase of Mixed Flowers from open border, not to exceed 18" in diameter; to be judged for all-round effect (Association's Vase)
61. Vase of Chrysanthemums (3 blooms)
62. Vase of Dahlias (3 blooms)
63. Roses, Floribunda (three stems)

NOVICE CLASSES

For Association Members who have never won an Award (Cup or Medal) in Horticultural classes at an Autumn Show

64. Collection of Vegetables (4 kinds – Ref. p12) exhibit not to exceed 2ft sq
65. 4 potatoes (one variety)
66. 3 carrots
67. 3 onions from seed or set
68. 3 courgettes
69. 6 runner beans
70. 4 tomatoes, round, of one variety
71. 6 shallots, pickling, not to exceed 30 mm diameter
72. Vase of mixed flowers (not to exceed 18” in diameter)
73. Vase of dahlias (3 blooms)

DOMESTIC CLASSES

74. Balcombe Bake Off –Apple and Cinnamon Cake (see recipe p18)
75. Soda bread
76. Savoury tart
77. 4 fruit muffins
78. A small bowl of lemon posset
79. A small bowl of winter slaw
80. Jar of jam 12 – 16 oz jar
81. Jar of jelly 12 – 16 oz jar
82. Jar of chutney 12 – 16 oz jar
83. Named fruit spirit e.g. sloe gin, rhubarb vodka etc

CHILDREN’S CLASSES

84. Under 5s – Collage of leaves on A4
85. 5-7 years – An animal made from a loo roll
86. 5-7 years – Simple, Black & Bold A4 Design Gardeners' Year Book 2025
87. 8-11 years – An animal made from a loo roll
88. 8-11 years - Simple, Black & Bold A4 Design Gardeners' Year Book 2025
89. The Richard Garman Cup for the tallest sunflower grown in Balcombe (see page 21 for more details)

FOR DISPLAY ONLY - OPEN TO ALL

91. Any variety of vegetable, fruit, flower or produce (inc. eggs) not included in the schedule (please give the name of the variety)
This can include an amusing or odd-shaped vegetable.
92. Most productive allotment (**Current cup holder not eligible**)

**SPRING SHOW BALCOMBE BAKE OFF
RECIPE FOR COMPETITION RHUBARB CRUMBLE CAKE**

250g pack of butter, softened
250g golden caster sugar, plus 1 tbsp
2 tsp vanilla extract.
5 large eggs
300g plain flour, plus 7 tbsp
2 tsp baking powder
1 tsp ground cinnamon
300g rhubarb, washed, trimmed and finely sliced

Method:

1. Heat oven to 160°/140°c Fan/ Gas 3 Grease and line the base and sides of a deep 20cm round cake tin with a little of the butter and baking parchment. Put the butter, 250g sugar and vanilla into a big mixing bowl. Beat until light and fluffy with an electric whisk.
2. Beat in the eggs, one by one, then fold in the 300g flour and baking powder. Spoon out 85g of the batter, and stir the extra 7 tbsp flour and cinnamon into this with a cutlery knife so it becomes crumbly.
3. Fold the rhubarb into the rest of the cake batter and scrape into the prepared tin. Scatter over the crumble mix followed by 1 tbsp sugar. Bake for 1 hr 15 mins, until a skewer poked in comes out clean – you'll need to lay a sheet of foil on top after an hour if the cake is browning too much. Cool for 15 minutes in the tin, then finish on a wire rack.

AUTUMN SHOW BALCOMBE BAKE OFF RECIPE FOR APPLE AND CINNAMON CAKE

250g/ 9oz self-raising flour
1tsp ground cinnamon
1tsp baking powder
100g/ 4oz light muscovado sugar
175g/ 6oz sultanas or raisins
125ml/ 4floz sunflower oil
2 eggs, beaten
125ml/ 4floz apple juice
2 dessert apples (not peeled), grated
25g/ 1oz slivered or flaked almonds

Method:

1. Preheat oven to 180°C / Gas 4/ fan 160°C
2. Line a 23 cm/ 9" round deep cake tin with baking paper.
3. Sift the flour into a bowl with the cinnamon and baking powder, then stir in the sugar and sultanas.
4. Make a well in the centre and stir in the oil, eggs, apple juice and grated apple until well mixed.
5. Pour the mixture into the tin, scatter with almonds, then bake for 40 – 45 minutes until firm in the centre or a skewer inserted into the middle comes out clean.
6. Leave to cool in the tin for about 5 minutes, then turn out and cool on a wire rack.
7. Dust with icing sugar.

BALCOMBE GARDENERS' ASSOCIATION NEW MEMBER FORM

If you would like to join the Balcombe Gardeners' Association please complete the form below and send it to Rosemary Robertson, Gleddoch House, Stockcroft Road, Balcombe, RH17 6LG, along with your lifetime membership fee of £10 (please make any cheques payable to Balcombe Gardeners' Association).

Name (names if a couple or family):

Address:

.....

Telephone number:

Email address:

BGA complies with its obligations under the General Data Protection Regulation to protect personal data.

We only use your personal data for the following purposes: -

- To enable us to distribute our annual Year Book, which contains details of our Spring and Autumn shows and other activities
- To administer membership records
- To organise show entries, events and other Association business
- To form and operate working parties, such as the Garden Guerrillas; and
- To maintain our own accounts and records

Permission is sought from exhibitors at our Shows to use names and photos to publicise and promote our activities. Balcombe Gardeners' Association's full Data Privacy Policy is available on request.

MEMBERSHIP BENEFITS

- Best value: £10 life membership (including for couples or families)
- Annual Spring and Autumn Shows
- Annual Plant sale
- Organised annual trip to Wisley or another local garden
- Discounts of 50% off seeds and 15% of other products from Dobies

AUTUMN SHOW ENTRY FORM

I would like to compete in the following classes, and declare that I will comply with, and submit to, the regulations which appear in the schedule.

1	2	3	4	5	6	7	8	9	10	11	12	
13	14	15	16	17	18	19	20	21	22	23	24	
25	26	27	28	29	30	31	32	33	34	35	36	
37	38	39	40	41	42	43	44	45	46	47	48	
49	50	51	52	53	54	55	56	57	58	59	60	
61	62	63	64	65	66	67	68	69	70	71	72	
73	74	75	76	77	78	79	80	81	82	83	84	
85	86	87	88	89	90	91	92					
			ALL MEDIA PERMISSION*						YES	NO		

Mark this form under each Class in which you intend to show. Exhibits will be sold in aid of show expenses unless you mark your entry with an 'R'.

* During our events we sometimes take photos for promotional purposes and may publish your name and possibly a photo in press releases and on the village Facebook page. **PLEASE CIRCLE YES OR NO TO INDICATE YOUR PREFERENCE.** For children under 16 years of age please can the parent/carer sign and annotate as such.

Email this form by Wednesday 4 September to:
bgacontact@btinternet.com or call **811337**

Association Member Y/N

NAME.....TEL NO.....

ADDRESS.....

Surplus produce will be welcome for sale at the produce table on
 Sunday 8 September 11 – 12 noon in the Victory Hall Car Park

.....
SKY'S THE LIMIT!
.....

BALCOMBE

SUNFLOWER

— COMPETITION —

Different age categories.

**Look out for seeds at the Spring Show and
the Plant Sale.**

OPEN TO ALL BALCOMBE RESIDENTS - FAMILIES AND INDIVIDUALS

.....
FREE ENTRY - GREAT PRIZES!
.....

ENTRIES: BALCOMBESUNFLOWERCOMPETITION@GMAIL.COM

01444 819354

BALCOMBESUNFLOWERCOMPETITION.BLOGSPOT.COM

BALCOMBE GARDENERS' ASSOCIATION

ANNUAL GENERAL MEETING Friday 1 MARCH
(Parish Room at 8.00 pm)

SPRING SHOW Saturday 23 MARCH
Details Page 4 (Victory Hall 2.30 – 4.00 pm)

SEED EXCHANGE Sunday 24 – Tuesday 26 MARCH
At various locations – look out for posters

COFFEE MORNING AND PLANT SALE Saturday 18 MAY
(Parish Room 10 – 11.30 am)

AUTUMN SHOW Saturday 7 SEPTEMBER
Details Page 11 (Victory Hall 2:30 – 4:00 pm)

PRODUCE SALE Sunday 8 SEPTEMBER
(Victory Hall Car Park 11 – 12 noon)

APPLE PRESSING Sunday 22 SEPTEMBER
Recreation Ground



Picture by Luke Adamou